

A close-up photograph of a tree branch with several clusters of pink cherry blossoms. The flowers are in various stages of bloom, with some showing yellow stamens. The background is a soft, out-of-focus light grey. The text is overlaid on the image in a white, serif font.

TREE PLANTING, PRUNING, & AFTERCARE

TODAY'S GOAL

- What and When we should plant
- Proper ways to plant
- How to maintain the newly planted tree
- Pruning

WHAT TO PLANT, WHEN TO PLANT

- What season is the best time to plant?
- What plants are we going to plant?
 - Will it fit?
 - Will the plant become established in our soils and environment?
 - What type of stock?



TYPES OF STOCK



Container Grown



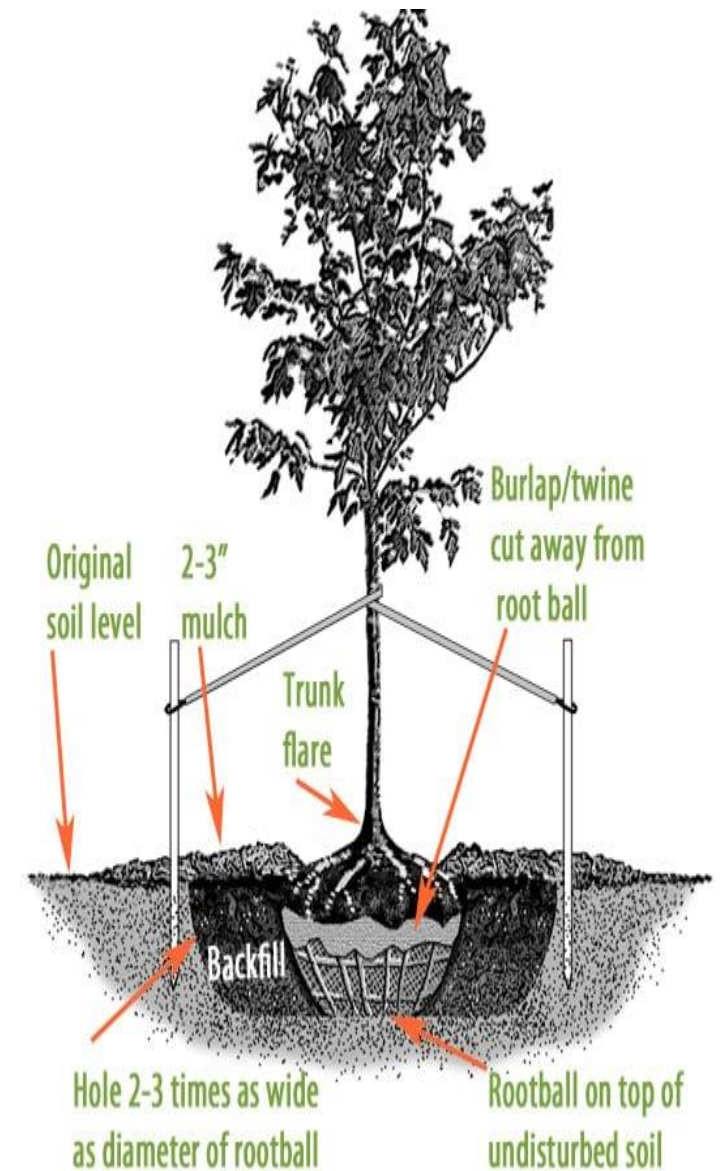
Ball & Burlap



Bare Root

PLANTING

- Dig a root zone
- Prune any dead, damaged, or girdling. Remove ties and burlap
- Place in planting site but keep the root collar exposed
- Backfill, Mulch, & Water
- Stake if desired





MAINTENANCE

- Fertilizers
- Watering
- Pests, Diseases, and other stresses
- Upkeep

PRUNING

When to prune

Structure pruning


Thinning cuts

Proper pruning cuts

Compartmentalization


WHEN AND WHAT TO PRUNE

A Look at Pruning




Before Pruning

GOOD



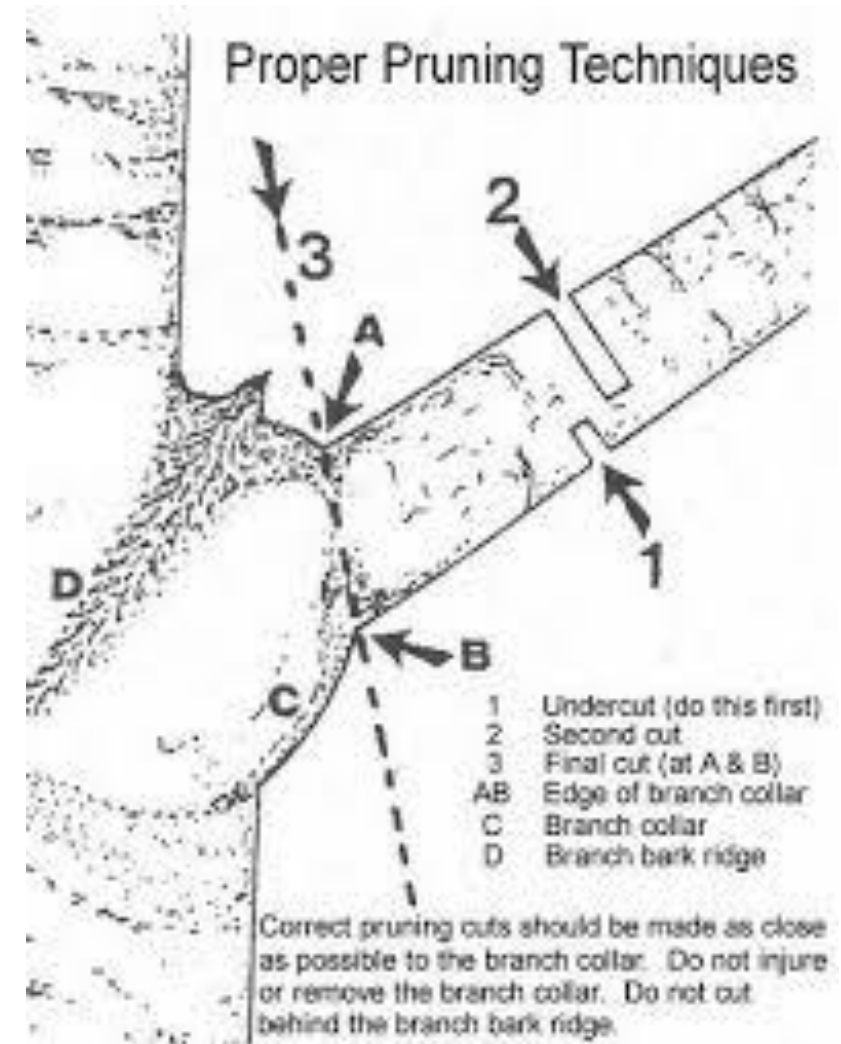
Well-Pruned, Open Head

NOT GOOD



Topping produces clumps of uncontrolled growth

PRUNING PROPERLY



CODIT



LET'S GO PLANT & PRUNE

